

# SALBARI COLLEGE

P.O.: Salbari, P.S.: Salbari, Distict: Baksa  
BTR, Assam, PIN-781318  
Phone: 03666-263051/52  
Email: [salbaricollege@gmail.com](mailto:salbaricollege@gmail.com)  
Website: [www.salbaricollege.ac.in](http://www.salbaricollege.ac.in)



**FIRST CYCLE NAAC ACCREDITATION 2023**

**CRITERION 2**

**TEACHING, LEARNING & EVALUATION**

**2.7.1: Online student satisfaction survey regarding teaching learning process**

**Submitted to**



**THE NATIONAL ASSESSMENT AND ACCREDITATION COUNCIL**

Meeting

Feedback Analysis Committee

Date: 10/08/2018

Time: 3:00 PM

Venue: Staff Common Room



Agenda:

- (1) Chair acceptance of the president
- (2) Explanation of the meeting
- (3) Analysis on stakeholders feedback form.
- (4) miscellaneous

Today, the 10th August, 2018, a meeting of the Feedback Analysis Committee is held under the chairmanship of Dr. Sanjay Barmatay at the staff common room of the college. The agenda of the meeting were nicely explained by the convener of the Feedback Analysis Committee Mr. Hemant Bane, Asst. Prof. Dept. of English and after that the attendance members of the meeting participated or kept their own views on the feedback as received from the stakeholders. After a broad discussion the meeting resolved to adopt the following resolutions -

Resolution - 1: Based on the suggestion received from the stakeholders feedback, the feedback

Analyses Committee. Resolute to send a letter of request the principal/Governing Body of the college to provide an extension of parking facilities to the students.

Resolutions NO-2 Several feedback form suggesting

for the construction of separate toilet for boys and girls as well as for overall visitors of the were observed and based on this a letter of request to construct separate for boys and girls were forwarded to principal/Governing Body of the college.


15/08/18

Signature of Attendance:

1. Dr. Sankhang Basumatary
2. Himen Baro
3. Jyoti Rajin The Baro
4. Manu Baro
5. Dr. Duler Basumatary

15/08/18

15/08/18



Principal  
Salbari College, Salbari, Baksa

Meeting  
Feedback Analysis Committee

Salbari College, Salbari

venue: Room No-7

date: 13/03/2023



Agenda:

1. Chair acceptance of the president
2. Explanation of the meeting
3. Discussion on SSS report
4. miscellaneous

Today on 13/03/2023, the Feedback Analysis Committee of Salbari College held a meeting under the presidency of Dr. Sankhang Banumathy, Asst. Prof. Dept. of Economics on the aforementioned agenda. The agenda of the meeting was thoroughly explained by the convener of the Feedback Analysis Committee Mr. Hemanta Baro, Asst. Prof. Dept. of English. As per the resolution no-4 of the Feedback Analysis Committee meeting held on 17/08/2022, the committee resolved to analyse the Student Satisfaction Survey report collected from 516 numbers students

in the month of October & November 2022. The committee analysed each and every point of the response given by students through 20 subjective and one objective type questions. Through indepth analysis the feedback analysis committee resolved to submit recommendations to the college authority for their needful actions for the overall benefits of the students and ~~the~~ for the college as a whole to the following points—

1. Based on the views of SSS report the feedback analysis committee resolved and submitted to the authority asking for the extension of parking stand.

2. The committee forward a proposal to the authority to provide pure drinking water facilities to the students.

3. Based on the SSS report to meet up the need of e-resources the committee request the college authority to install wi-fi facilities to provide freely to students during college hours.

4. Based on the SSS report the feedback analysis committee request the authority to provide new canteen facilities to students.

5. Based on the SSS report to improve the overall knowledge the committee pledged to request the authority to enhance e-learning resources or materials through the librarian of the college.


6. Based on the feedback report the feedback analysis committee suggests the authority of the college to expand the facility of smart classrooms or digital classroom.

7. Based on the SSS report the feedback analysis committee stressed the authority to conduct remedial classes at least twice in a week.

8. The comments were received from the SSS report to construct an open stage or dias in the college yard as soon as possible. The feedback analysis committee forwarded the matter without any hesitation to the authority to take prompt action.

At last, the president of meeting of the Feedback Committee Analysis presided over the meeting and also assures the other members of the committee that attended in the meeting to resolve all these through consensus.

Beta  
15/1/2020  
Chairman Feedback  
Committee Analysis  
Salbari College

  
Principal  
Salbari College, Salbari, Baksa

## FEEDBACK REPORT

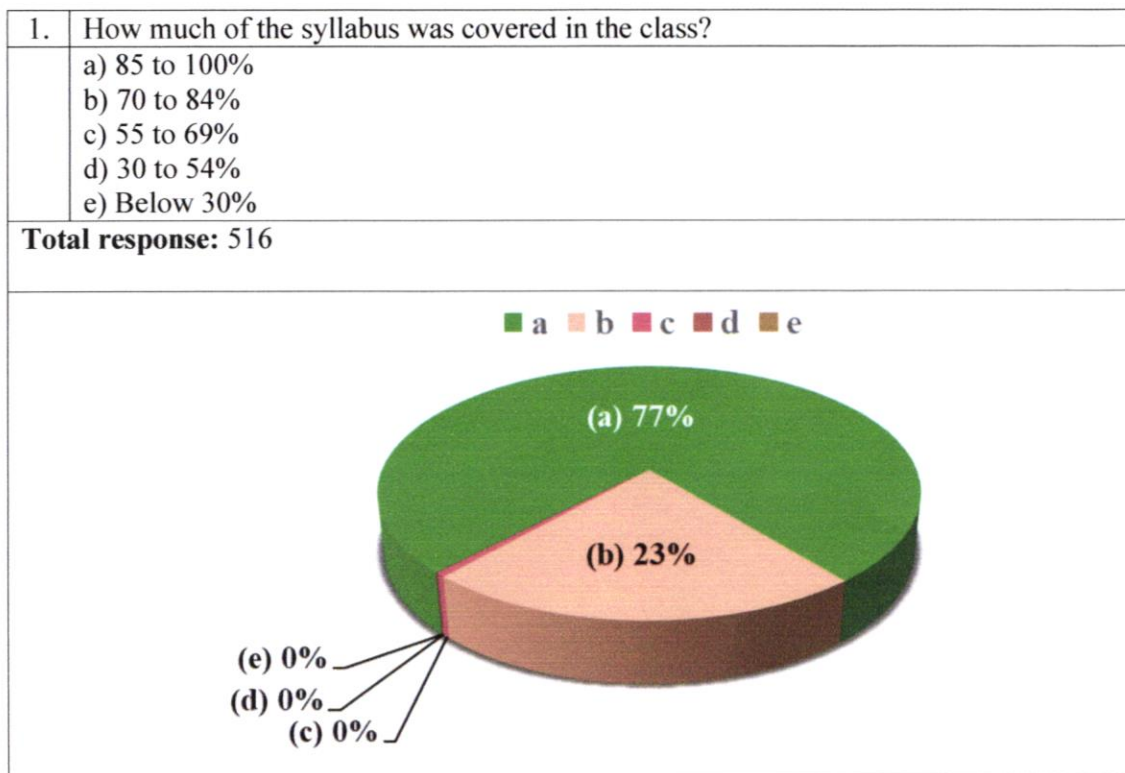
Session: 2022-2023  
Prepared by the IQAC



The Internal Quality Assurance Cell (IQAC) of Salbari College conducted an extensive feedback collection process, engaging Students, Parents, Alumni, and Teachers. This initiative aimed to evaluate various aspects of the institution, including curriculum delivery, infrastructure, administrative efficiency, teacher quality, staff cooperation, library facilities, and the overall campus environment. The comprehensive feedback collected from all these stakeholders provided the IQAC with a detailed understanding of the strengths and areas for improvement within Salbari College.

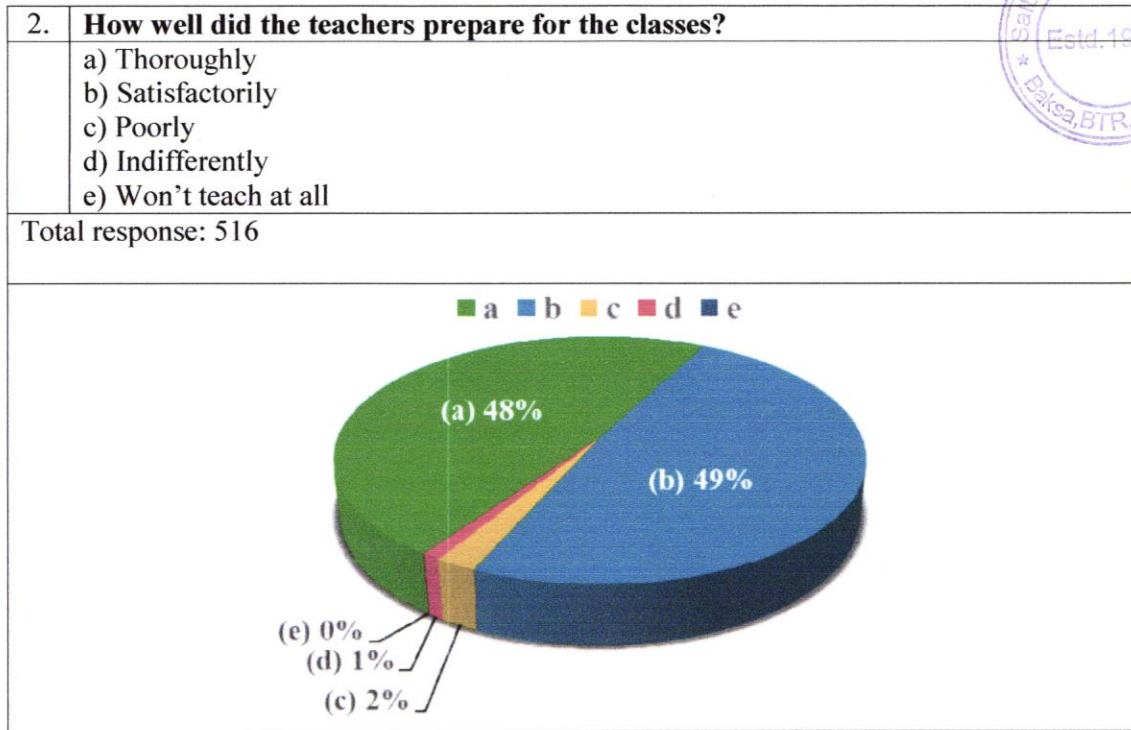
### FEEDBACK COLLECTED FROM STUDENTS

Students were provided with a comprehensive questionnaire designed to evaluate various qualities of their teachers. The aspects assessed included responsiveness, punctuality, subject knowledge, teaching adequacy, provision of adequate materials, course completion, communication skills, and overall teacher performance. This detailed questionnaire aimed to gather extensive feedback on academic activities and the overall environment of the college. The feedback consisted of 21 questions, 20 of which were objective and 1 was subjective, allowing for quantifiable analysis of the responses.

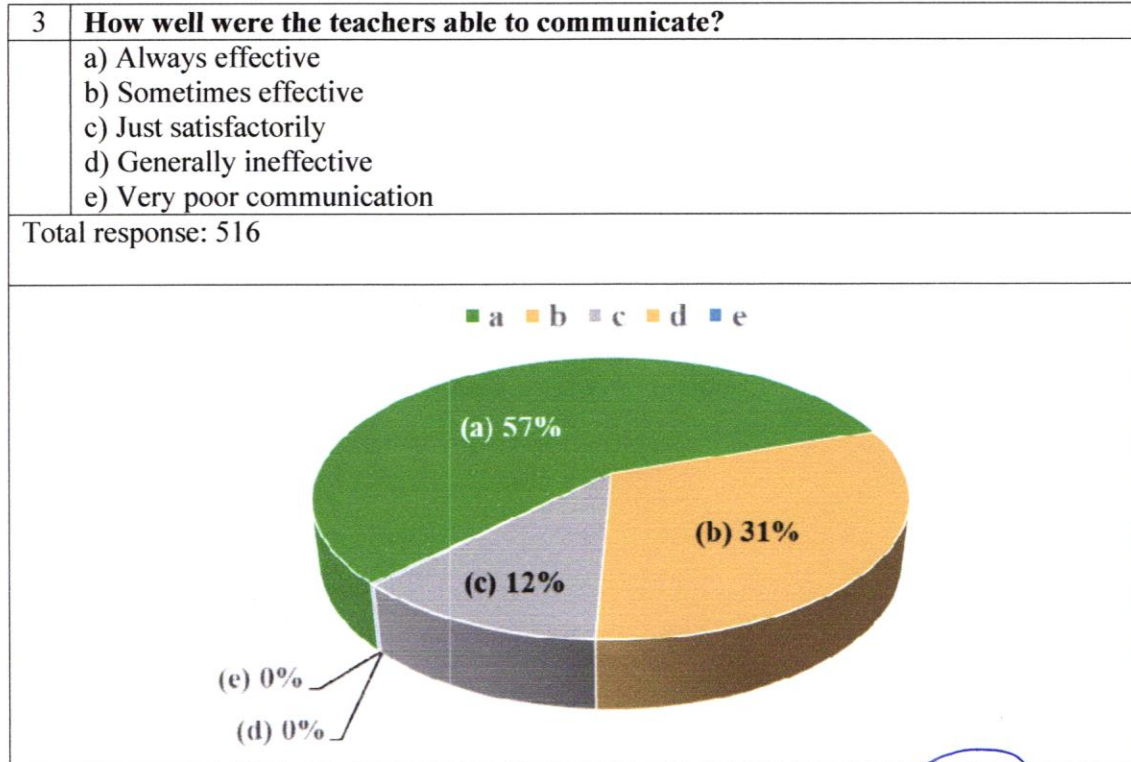


The survey results indicate that out of 516 students who participated in the feedback system related to syllabus completion in their classes, 77% reported that 85 to 100% of the syllabus was completed, while 23% stated that 70 to 84% of the syllabus was covered.

  
Principal  
Salbari College, Salbari, Baksa



The survey results show that among the 516 students who participated in the feedback system regarding teachers' preparation for classes, 48% rated the preparation as thoroughly, 49% as satisfactory, 2% as poor, and 1% as indifferent.



*[Signature]*  
Principal  
Salbari College, Salbari, Baksa

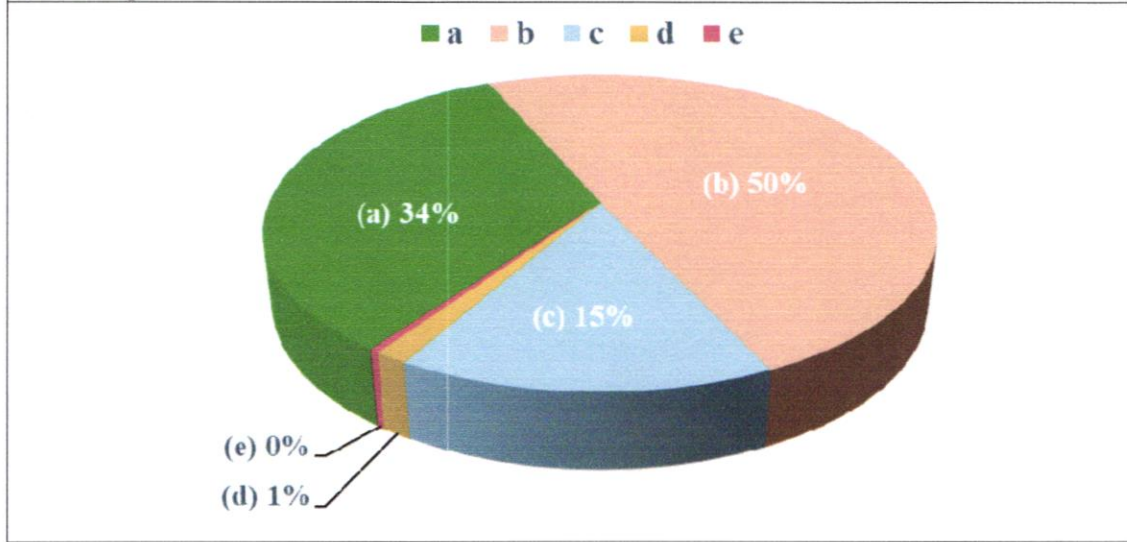


The survey results show that among the 516 students who participated in the feedback system regarding teachers able to communicate, 57% rated as always effective, 31% as sometimes effective and 12% as just satisfactory.



4	<b>The teacher's approach to teaching can best be described as</b>
	a) Excellent b) Very good c) Good d) Fair e) Poor


Total response: 516

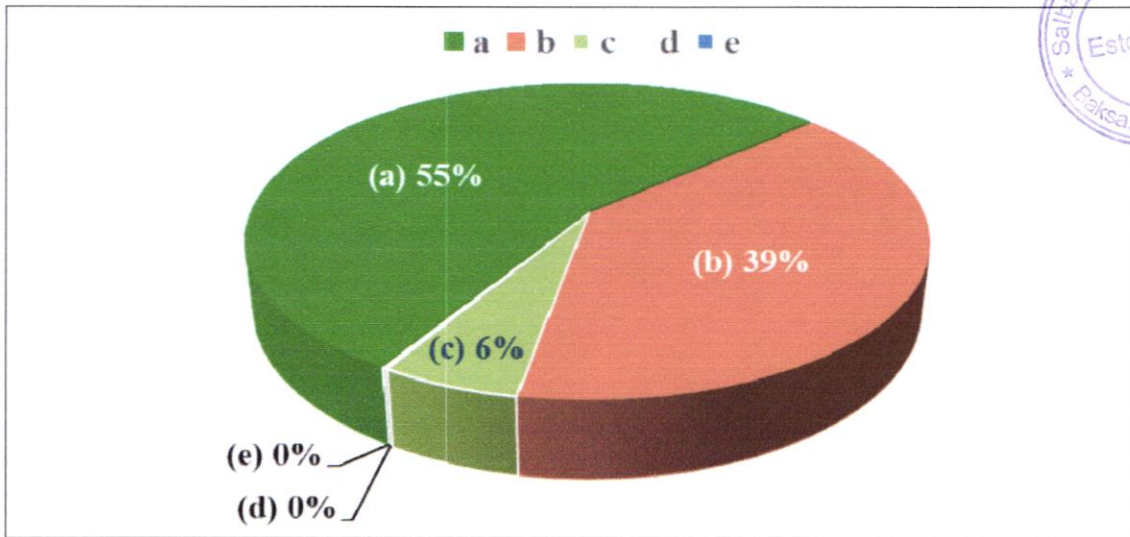


The survey results show that among the 516 students who participated in the feedback system regarding the teacher's approach to teaching can best be described as. Here 34% rated as excellent, 50% as very good and 15% as good.

5	<b>Fairness of the internal evaluation process by the teachers</b>
	a) Always fair b) Usually fair c) Sometimes unfair d) Usually unfair e) Unfair

Total response: 516

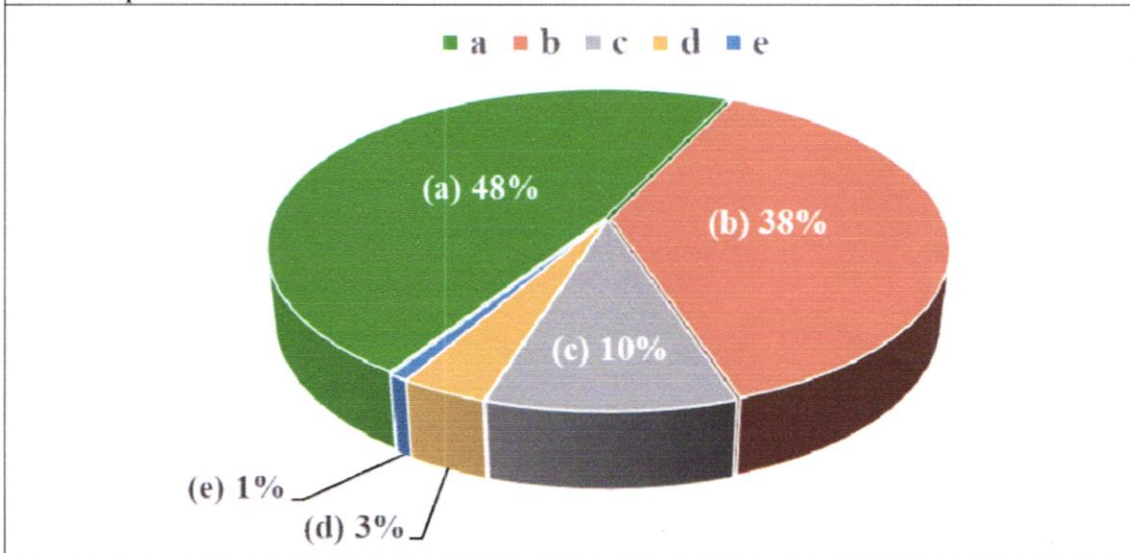
  
 Principal  
 Salbari College, Salbari, Baksa



The survey results show that among the 516 students who participated in the feedback system regarding the fairness of the internal evaluation process by the teachers. Here 55% rated as always fair, 39% as usually fair and 6% as sometimes unfair.

6	<b>Was your performance in assignments discussed with you?</b>
	a) Every time b) Usually c) Occasionally/Sometimes d) Rarely e) Never

Total response: 516

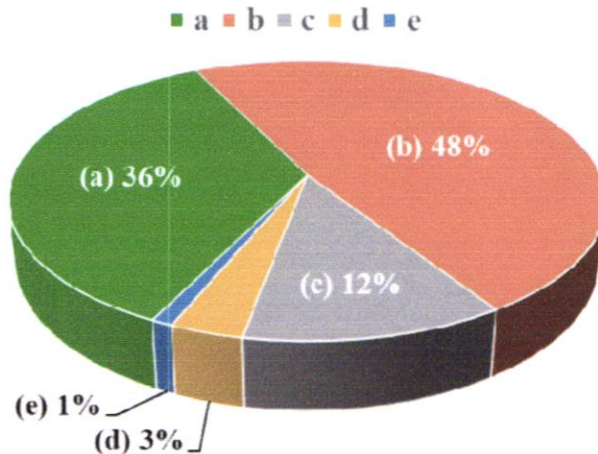


The survey results show that among the 516 students who participated in the feedback system regarding the discussion of the performance of assignment. Here 48% responded as everytime, 38% as usually, 10% occasionally, 3% as rarely and 1% as never.

Principal  
 Salbari College, Salbari, Baksa

7	The institute takes active interest in promoting internship, student exchange, field visit opportunities for students.
	a) Regularly b) Often c) Sometimes d) Rarely e) Never

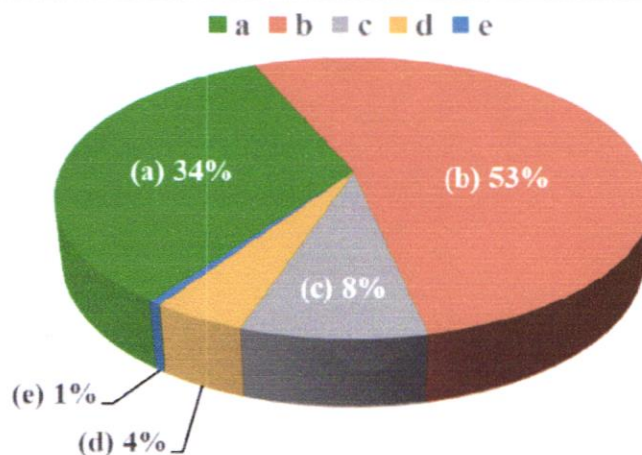
Total response: 516



The survey results show that among the 516 students who participated in the feedback system regarding the taking of active interest in promoting internship, student exchange, field visit opportunities for students by the institute. Here 36% responded as regularly, 48% as often, 12% as sometimes, 3% as rarely and 1% as never.

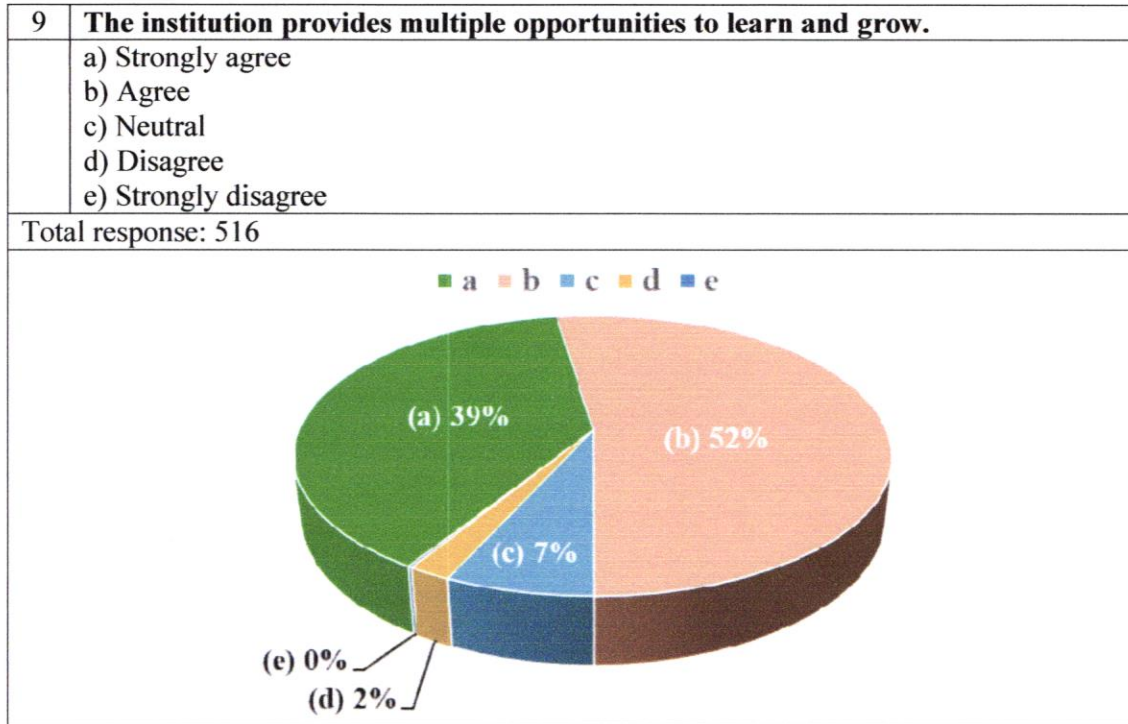
8	<b>The teaching and mentoring process in your institution facilitates you in cognitive, social and emotional growth.</b>
	a) Significantly b) Very well c) Moderately d) Marginally e) Not at all

Total response: 516

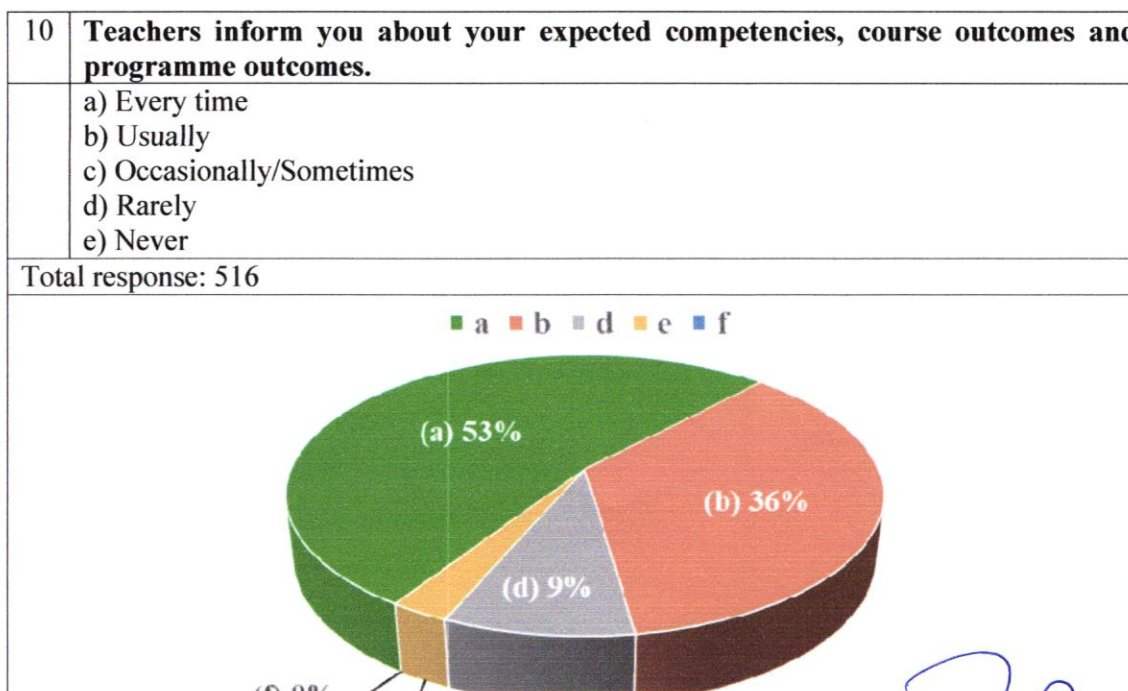


*[Signature]*  
 Principal  
 Salbari College, Salbari, Baksa

The survey results show that among the 516 students who participated in the feedback system, the teaching and mentoring process in the institution facilitates cognitive, social, and emotional growth. In this 34% responded as significantly, 53% as very well, 8% moderately, 4% as marginally and 1% as not at all.

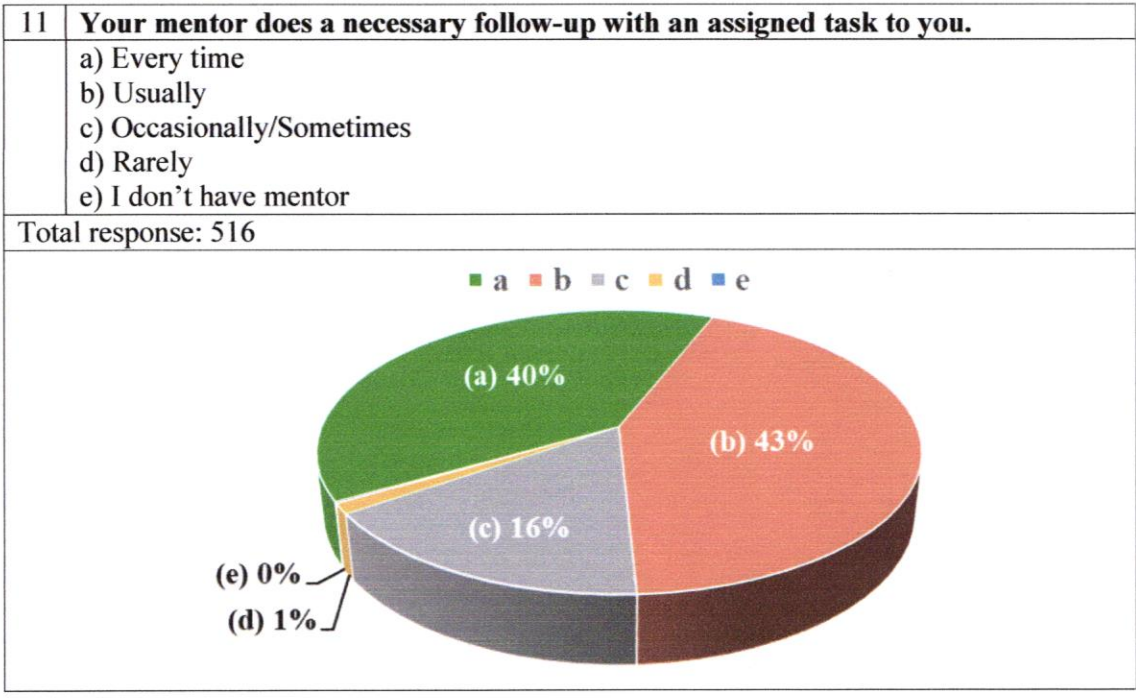


The survey results show that among the 516 students who participated in the feedback system regarding the provision of the institution's multiple opportunities to learn and grow, 39% rated as strongly agree, 52% as agree, 7% as neutral and 2% as disagree.

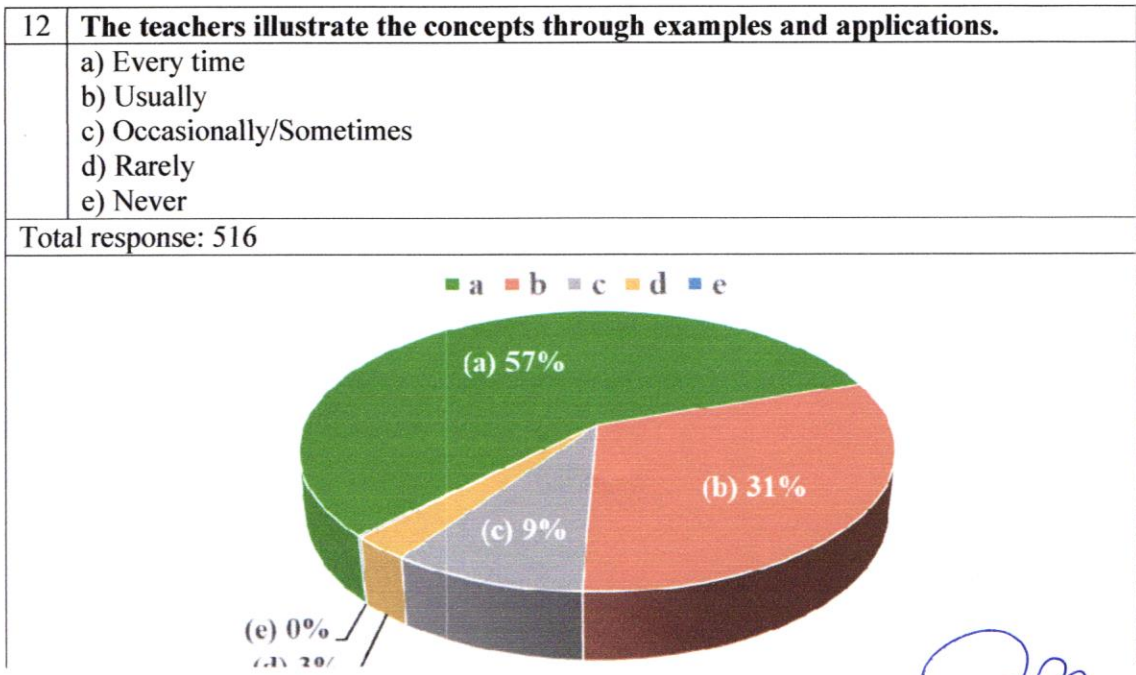


*[Signature]*  
Principal  
Salbari College, Salbari, Baksa

The survey results show that among the 516 students who participated in the feedback system regarding the teachers' information about the expected competencies, course outcomes and programme outcomes, 53% rated as every time, 36% as usually, 9% as rarely and 2% as never.

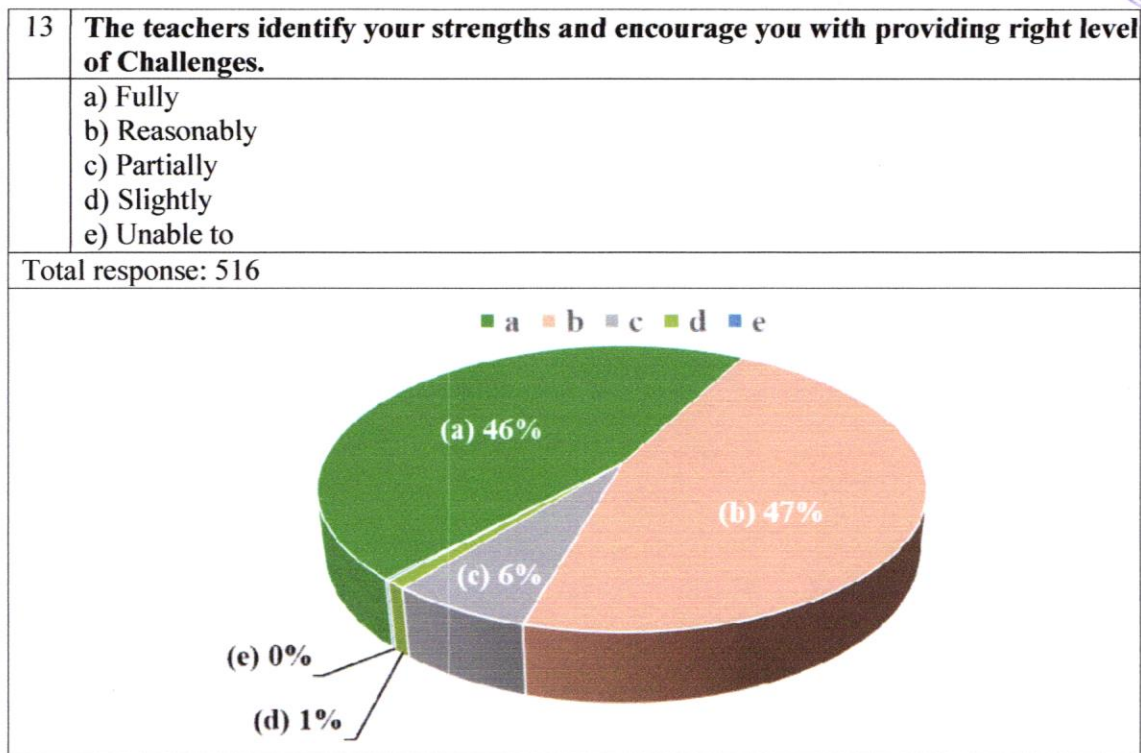



The survey results show that among the 516 students who participated in the feedback system regarding mentors' necessary follow-up with an assigned task to the students. In this 40% rated as every time, 43% as usually, 16% as occasionally and 1% as rarely.

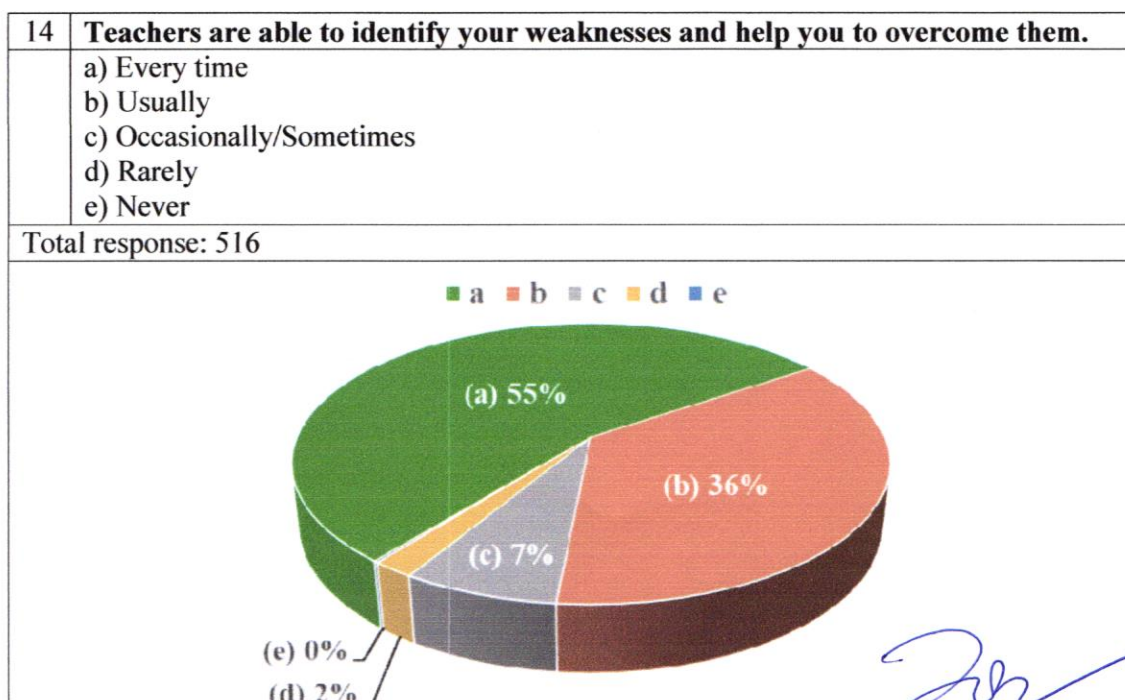


*[Signature]*  
 Principal  
 Salbari College, Salbari, Baksa


The survey results show that among the 516 students who participated in the feedback system regarding the teachers' illustration of the concepts through examples and applications. In this 57% rated as every time, 31% as usually, 9% as occasionally and 1% as rarely.



The survey results show that among the 516 students who participated in the feedback system regarding teachers' identifying their strengths and providing the right level of challenges, 46% rated as fully, 47% as reasonably, 6% as partially and 1% as slightly.



*[Signature]*  
Principal  
Salbari College, Salbari, Baksa




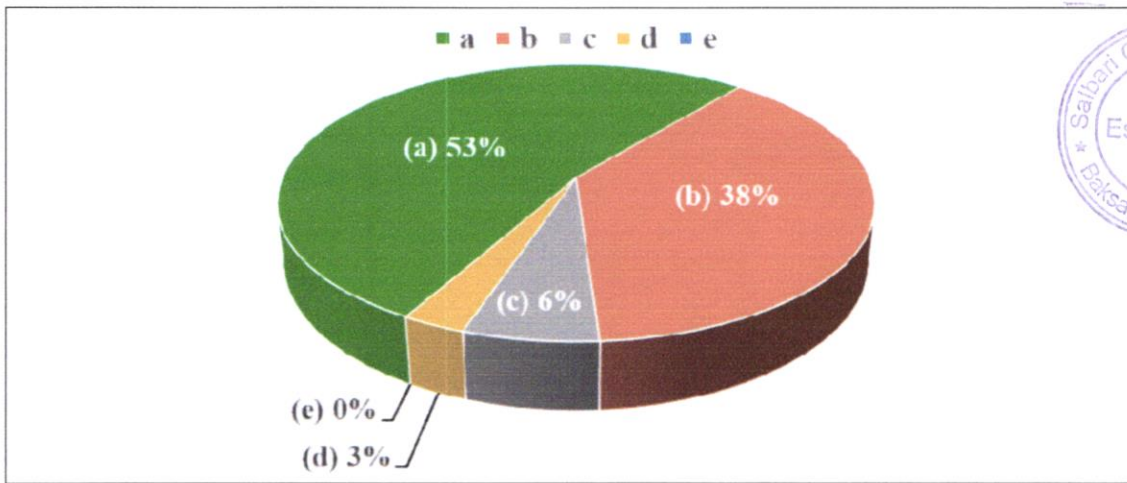
The survey results show that among the 516 students who participated in the feedback system regarding teachers' ability to identify their weaknesses and help them overcome them, 55% responded as every time 36% as usually, 7% as occasionally and 2 % as rarely.

15	The institution makes effort to engage students in the monitoring, review and continuous quality improvement of the teaching learning process.												
	a) Strongly agree b) Agree c) Neutral d) Disagree e) Strongly disagree												
Total response: 516													
<table border="1"> <caption>Survey Results for Question 15</caption> <thead> <tr> <th>Response</th> <th>Percentage</th> </tr> </thead> <tbody> <tr> <td>(a) Strongly agree</td> <td>37%</td> </tr> <tr> <td>(b) Agree</td> <td>53%</td> </tr> <tr> <td>(c) Neutral</td> <td>8%</td> </tr> <tr> <td>(d) Disagree</td> <td>2%</td> </tr> <tr> <td>(e) Strongly disagree</td> <td>0%</td> </tr> </tbody> </table>		Response	Percentage	(a) Strongly agree	37%	(b) Agree	53%	(c) Neutral	8%	(d) Disagree	2%	(e) Strongly disagree	0%
Response	Percentage												
(a) Strongly agree	37%												
(b) Agree	53%												
(c) Neutral	8%												
(d) Disagree	2%												
(e) Strongly disagree	0%												

The survey results show that among the 516 students who participated in the feedback system regarding the institution's efforts to engage students in the monitoring, review, and continuous quality improvement of the teaching-learning process, 37% responded as strongly agree, 53% as agree, 8% as neutral, and 2% as disagree.

16	The institute/ teachers use student centric methods, such as experiential learning, participative learning and problem solving methodologies for enhancing learning experiences.
	a) To a great extent b) Moderate c) Some what d) Very little e) Not at all
Total response: 516	

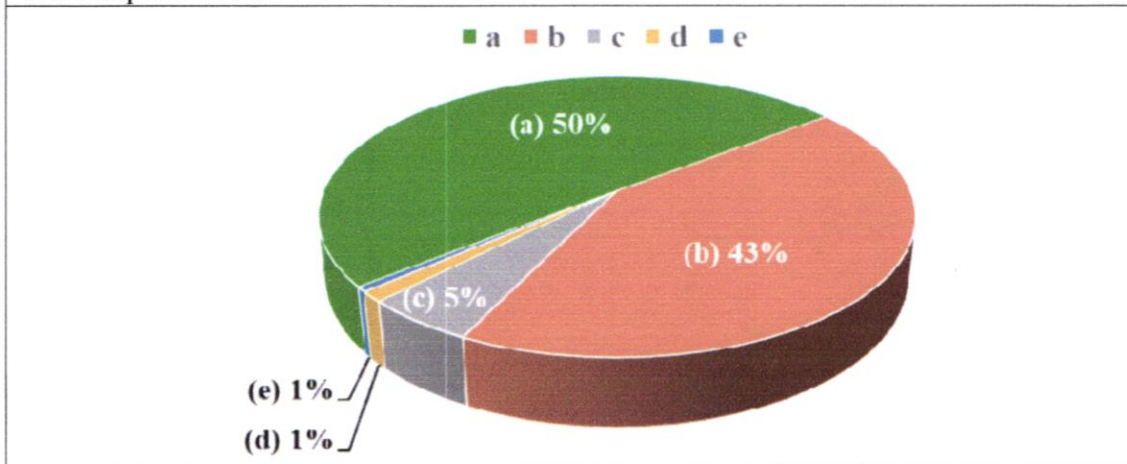
  
 Principal  
 Salbari College, Salbari, Baksa



The survey results show that among the 516 students who participated in the feedback system regarding the institute/teachers' use of student-centric methods, such as experiential learning, participative learning, and problem-solving methodologies to enhance learning experiences, 53% responded as to a great extent, 38% as moderate, 6% as somewhat and 3% as very little.

17	Teachers encourage you to participate in extracurricular activities.
	<ul style="list-style-type: none"> <li>a) Strongly agree</li> <li>b) Agree</li> <li>c) Neutral</li> <li>d) Disagree</li> <li>e) Strongly disagree</li> </ul>

Total response: 516



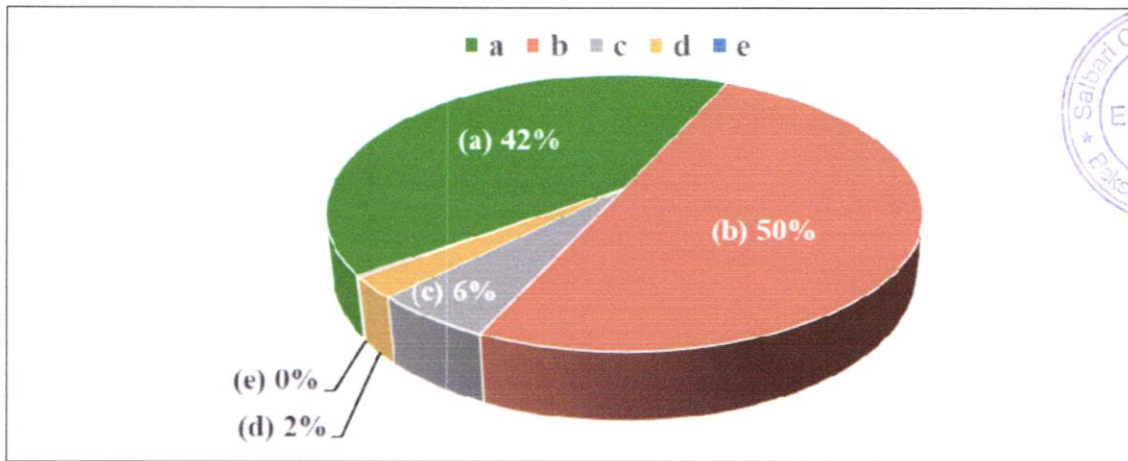
The survey results show that among the 516 students who participated in the feedback system regarding the teachers' encouragement to participate in extracurricular activities, 50% responded as strongly agree, 43% as agree, 5% as neutral, 1% as disagree and 1% as strongly disagree.

18	Efforts are made by the institute/ teachers to inculcate soft skills, life skills and employability skills to make you ready for the world of work.
	<ul style="list-style-type: none"> <li>a) To a great extent</li> <li>b) Moderate</li> <li>c) Some what</li> <li>d) Very little</li> <li>e) Not at all</li> </ul>

Total response: 516

*[Signature]*  
Principal  
Salbari College, Salbari, Baksa

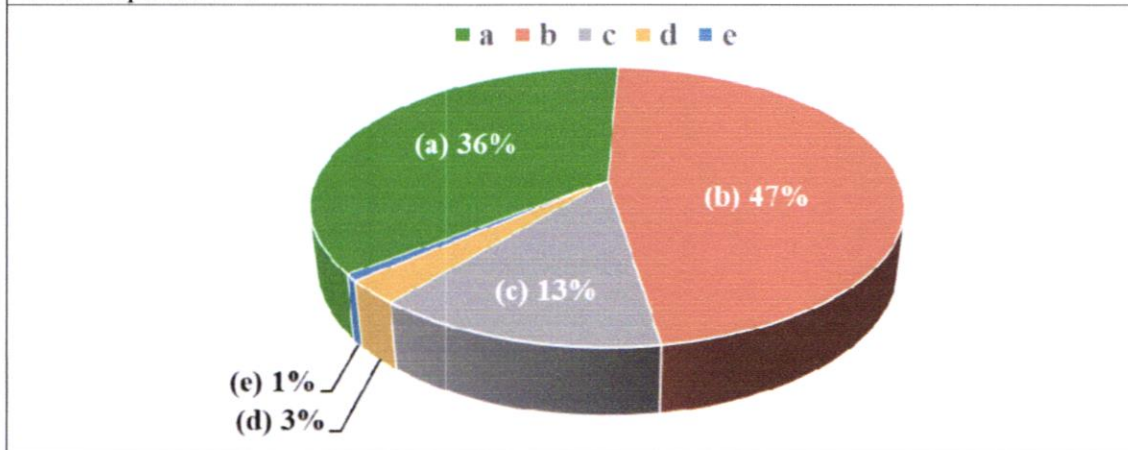




The survey results show that among the 516 students who participated in the feedback system regarding the efforts made by the institute/ teachers to inculcate soft skills, life skills and employability skills to make the students ready for the world of work, 42% responded as to a great extent, 50% as moderate, 6% as somewhat and 2% as very little.

19	What percentage of teachers use ICT tools such as LCD projector, Multimedia, etc. while teaching.
	a) Above 90% b) 70-89% c) 50-69% d) 30-49% e) Below 29%

Total response: 516

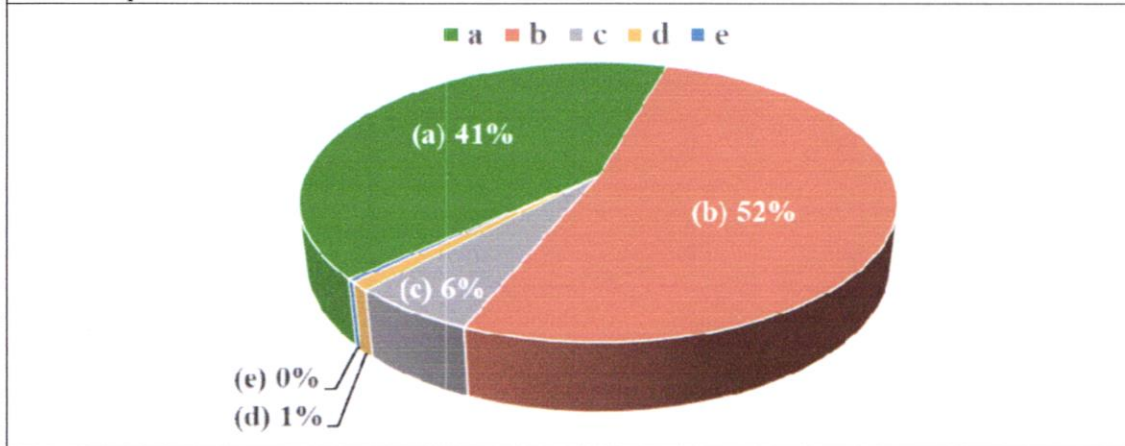


The survey results show that among the 516 students who participated in the feedback system regarding the percentage of teachers' use of ICT tools such as LCD projector, Multimedia, etc. while teaching. In this 36% responded as above 90%, 47% as 70-89%, 13% as 50-69%, 3% as 30-49% and 1% as below 29%.

  
Principal  
Salbari College, Salbari, Baksa

20	The overall quality of teaching-learning process in your institute is very good.
	<ul style="list-style-type: none"> <li>a) Strongly agree</li> <li>b) Agree</li> <li>c) Neutral</li> <li>d) Disagree</li> <li>e) Strongly disagree</li> </ul>

Total response: 516

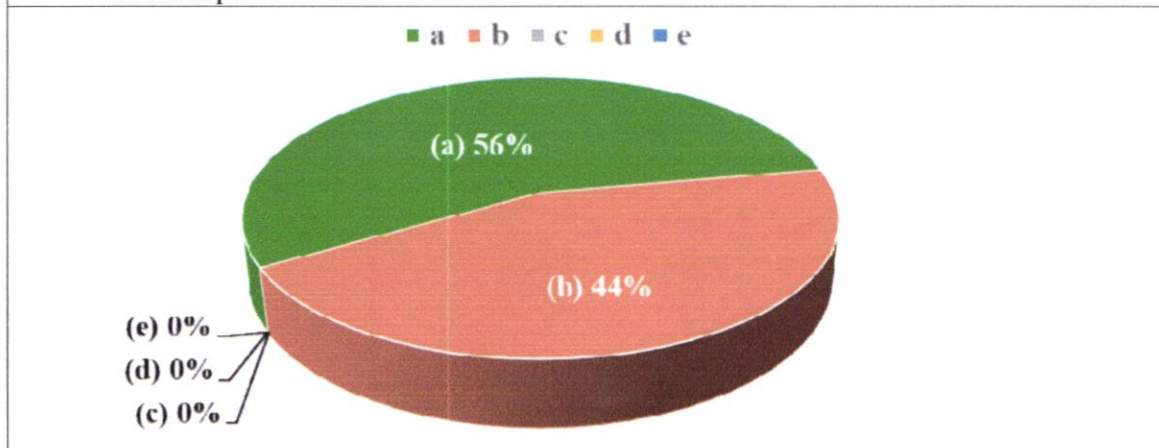


The survey results show that among the 516 students who participated in the feedback system regarding the overall quality of the teaching-learning process in the institute, 41% rated it strongly agree, 52% as agree, 6% as neutral and 1% as disagree.

**Guardian /Parents Feedback Analysis**

Q1.	Are you satisfied from the quality of education provided to your child by the college?
	<ul style="list-style-type: none"> <li>a) Very satisfied</li> <li>b) Satisfied</li> <li>c) Neutral</li> <li>d) Dissatisfied</li> <li>e) Very Dissatisfied</li> </ul>

Total response : 27

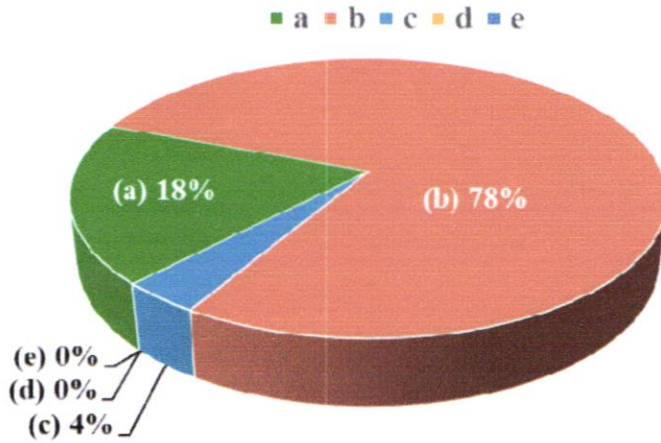


The survey results show that among the 27 Nos. of Parents who participated in the feedback system regarding the satisfaction of the quality of education provided to their child by the

*[Signature]*  
Principal  
Salbari College, Salbari, Baksa

Q2.	How would you rate the knowledge and approachability of the professors?
	a) Excellent b) Very Good c) Good d) Fair e) Poor

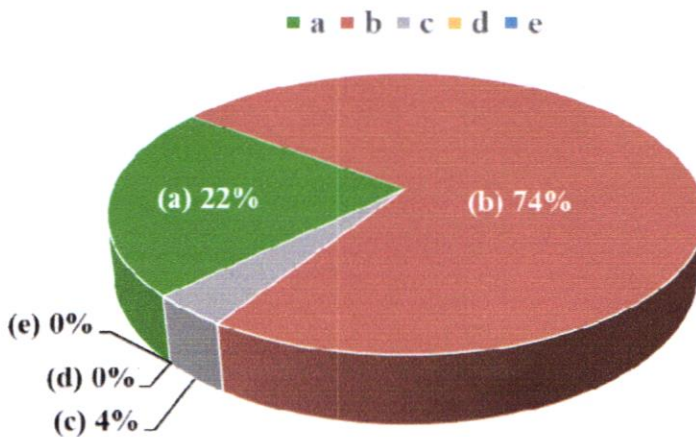
Total response : 27



The survey results show that among the 27 Nos. of Parents who participated in the feedback system regarding the knowledge and approachability of the professors, 56% responded as excellent, 18% as very good and 4% as good.

Q3.	The college's teaching methods are in enhancing your child's learning experience?
	a) Very Effective b) Effective c) Neutral d) Ineffective e) Very Ineffective

Total response : 27

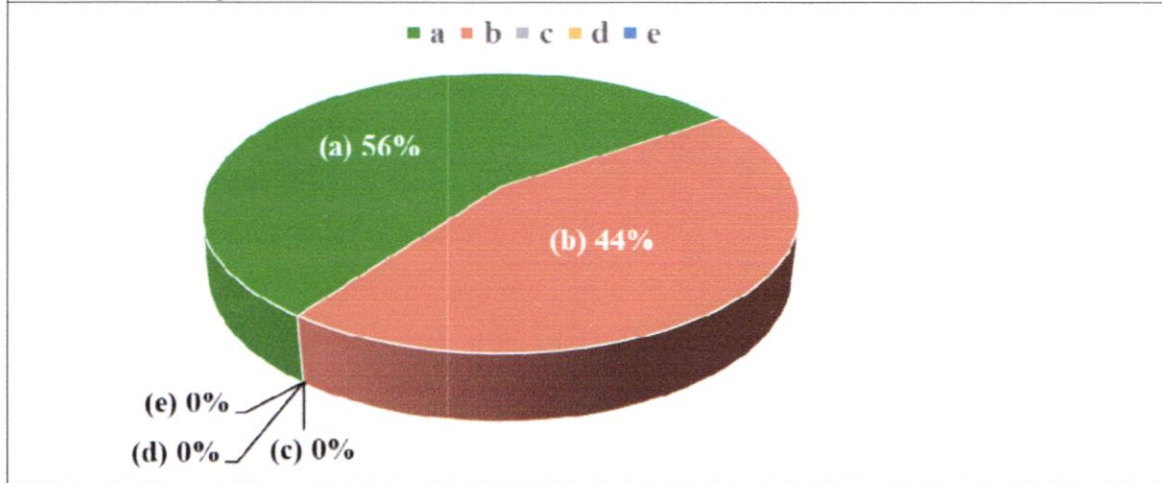


The survey results show that among the 27 Nos. of Parents who participated in the feedback system regarding the college's teaching methods in enhancing their child's learning

*[Signature]*  
 Principal  
 Salbari College, Salbari, Baksa

Q4.	How would you describe the campus atmosphere in terms of support and engagement?
	<ul style="list-style-type: none"> <li>a) Very Supportive</li> <li>b) Supportive</li> <li>c) Neutral</li> <li>d) Unsupportive</li> <li>e) Very Unsupportive</li> </ul>

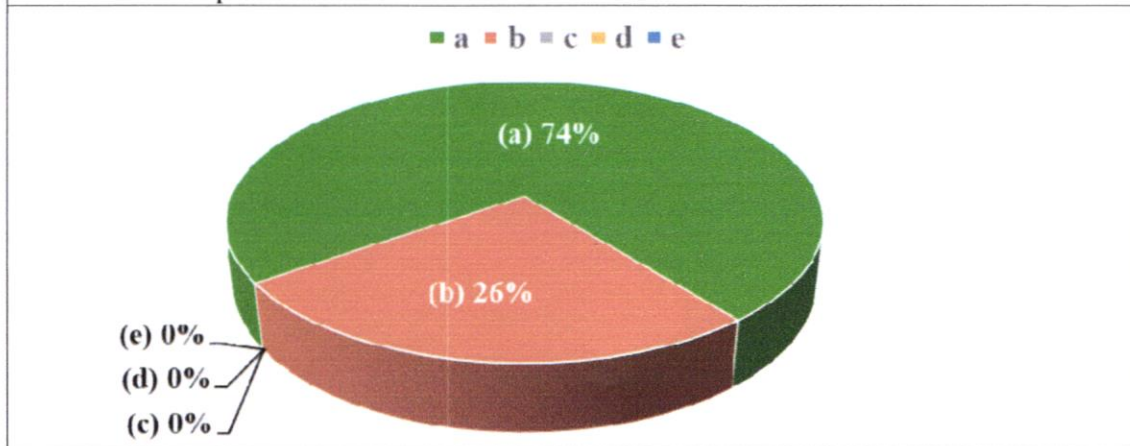
Total response : 27



The survey results show that among the 27 Nos. of Parents who participated in the feedback system regarding the campus atmosphere in terms of support and engagement, 56% responded as very supportive and 44% as supportive.

Q5.	How safe and secure do you feel the campus is for your child?
	<ul style="list-style-type: none"> <li>a) Very Safe</li> <li>b) Safe</li> <li>c) Neutral</li> <li>d) Unsafe</li> <li>e) Very Unsafe</li> </ul>

Total response : 27

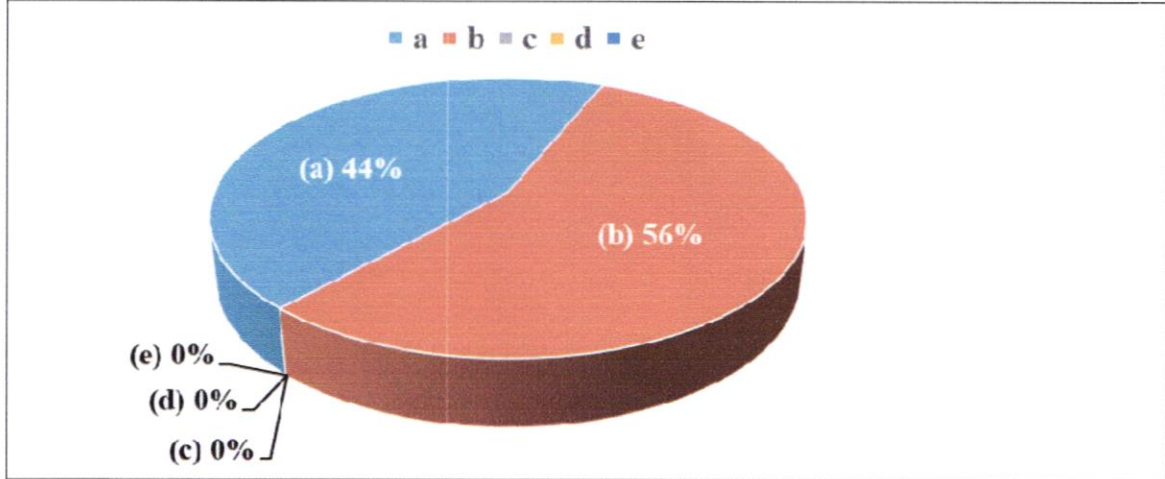


The survey results show that among the 27 Nos. of Parents who participated in the feedback system regarding the safe and security of the child in the College campus, 74% responded as

*[Signature]*  
Principal  
Salbari College, Salbari, Baksar

Q6.	Do you satisfy with the campus facilities (e.g., classrooms, labs, libraries)?
	a) Very Satisfied b) Satisfied c) Neutral d) Dissatisfied e) Very Dissatisfied

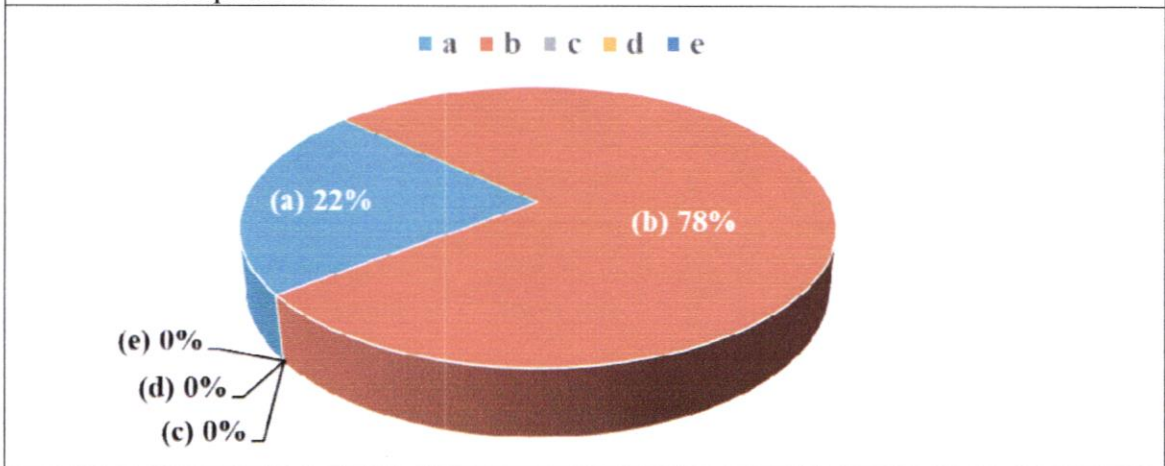
Total response : 27



The survey results show that among the 27 Nos. of Parents who participated in the feedback system regarding the satisfaction with the campus facilities (e.g., classrooms, labs, libraries), 56% responded as very satisfied and 44% as satisfied.

Q8.	Do the college promote diversity and inclusion?
	a) Excellent b) Very Good c) Good d) Fair e) Poor

Total response : 27

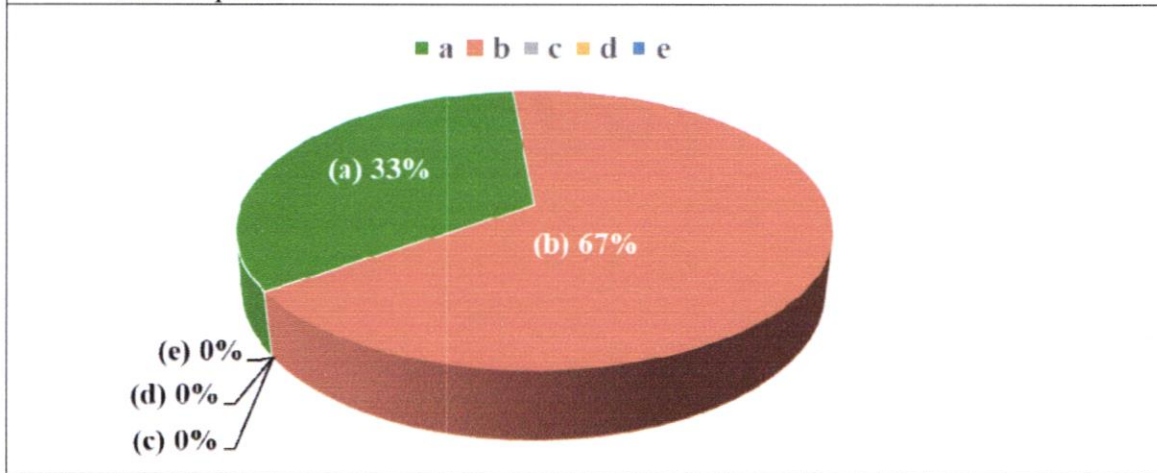


The survey results show that among the 27 Nos. of Parents who participated in the feedback system regarding the promotion of diversity and inclusion by the College, 78% responded as excellent and 22% as very good.

Principal  
 Salbari College, Salbari, Baksa

Q9.	How would you rate the college's communication with parents? a) Excellent b) Very Good c) Good d) Fair e) Poor
-----	---

Total response : 27



The survey results show that among the 27 Nos. of Parents who participated in the feedback system regarding the college's communication with parents, 33% rated as excellent and 67% as very good.

  
Principal  
Salbari College, Salbari, Baksa